

New style

## LADIES HOODED LIGHTWEIGHT PERFORMANCE SOFTSHELL

Style 9515





*This hooded two-tone softshell jacket has a fashionable, slightly shaped fit. It features two large front pockets, an adjustable waist, a stylish chest pocket, and elastic cuffs.*



### SPECIFICATIONS

- Black/Dark Grey ● Dark Grey/Off White ● Navy/Dark Grey
- Olive/Black

Shaped fit // Designed chest pocket // 2 large front pockets  
// Adjustable hood and hem

-  260 gsm
-  95% Polyester-5% Spandex/TPU Transparent Membrane
-  S-3XL
-  10/1 pcs.

